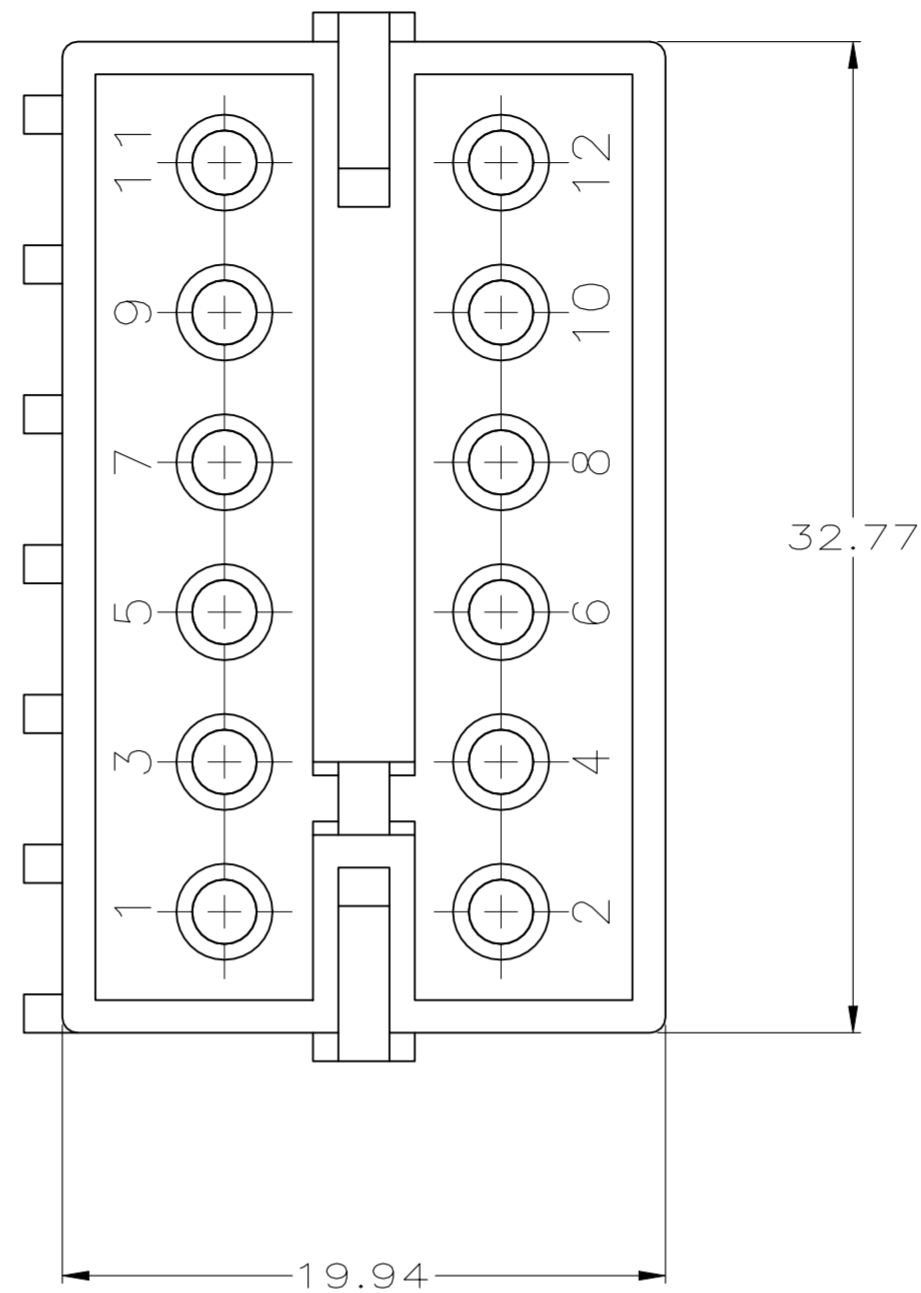
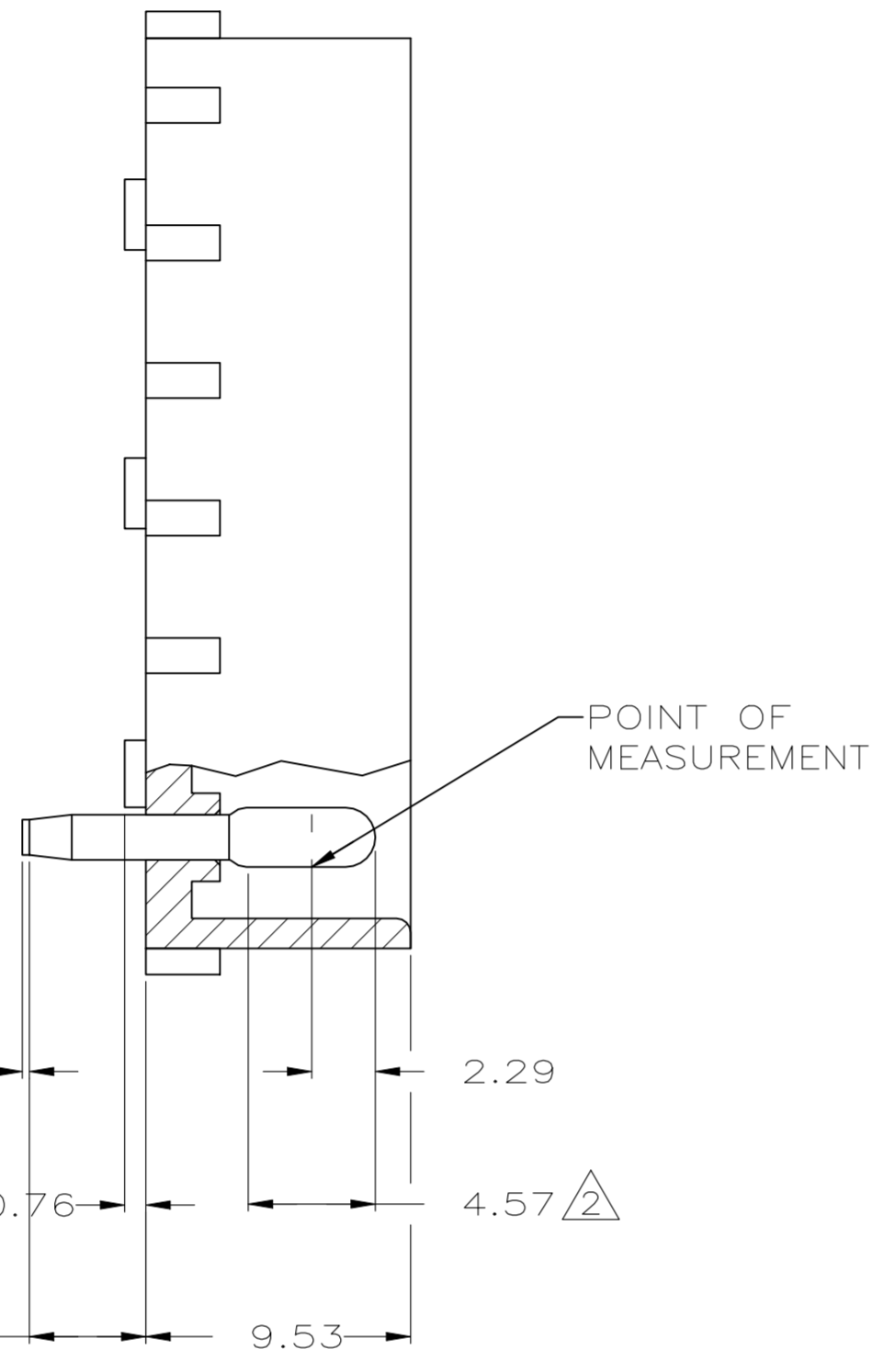
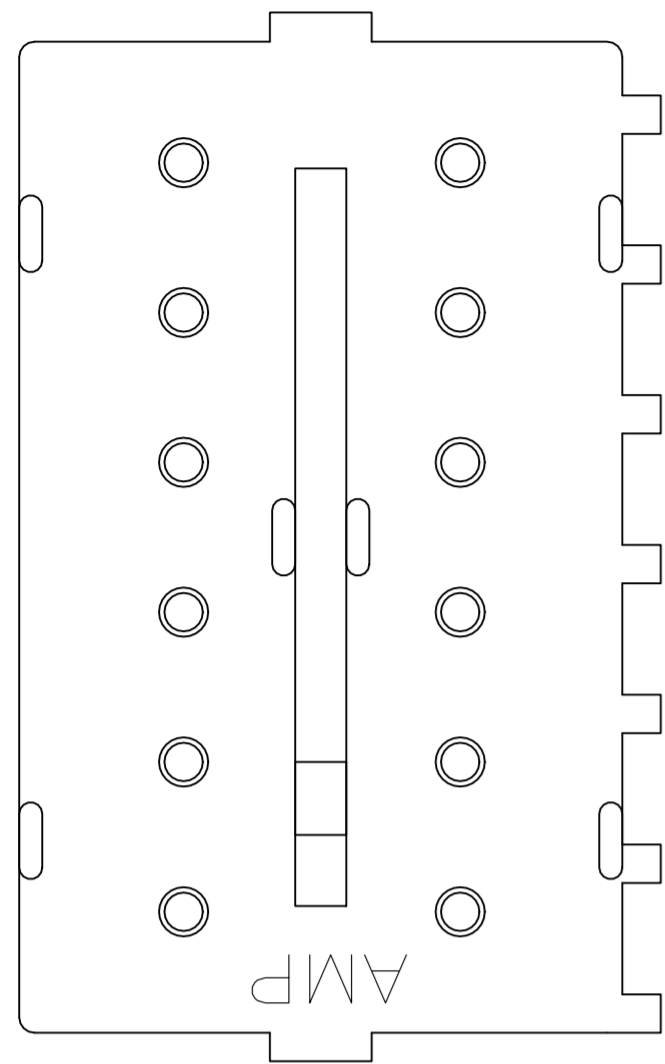
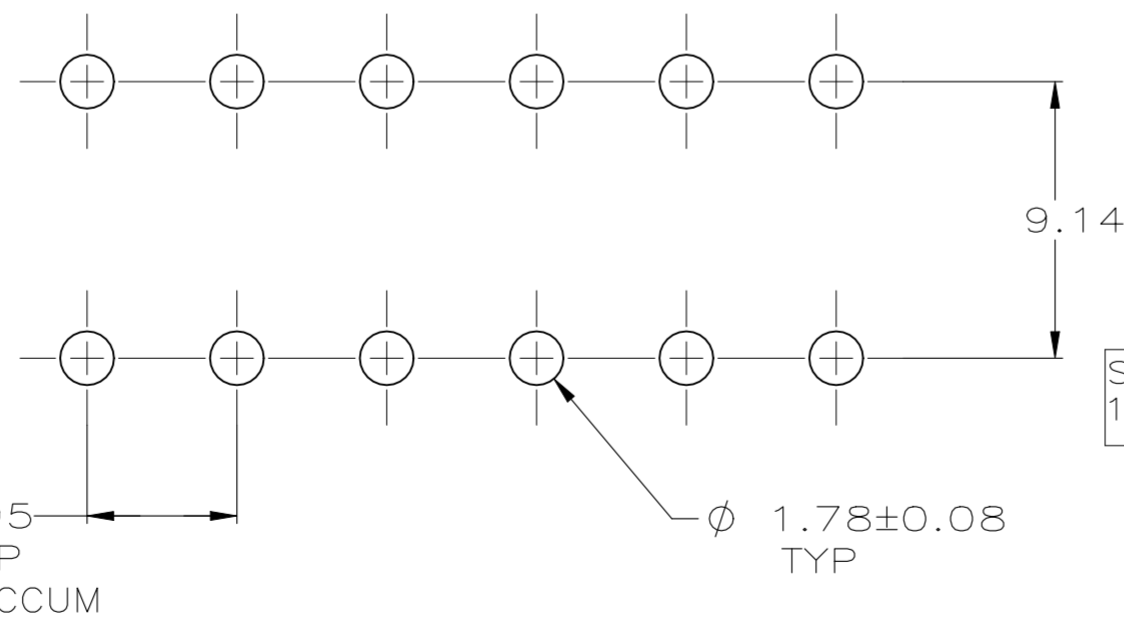


THIS DRAWING IS UNPUBLISHED. RELEASED FOR PUBLICATION
 © COPYRIGHT - TE Connectivity Ltd. ALL RIGHTS RESERVED.

REVISIONS					
P	LTR	DESCRIPTION	DATE	DWN	APVD
R2		REVISED PER ECR-21-117185	25OCT2021	PJ	VS



- PARTS COMPLY WITH AMP SOLDERABILITY SPEC 109-11-2.
- CONTACT IS PLATED OVERALL WITH 0.00127 NICKEL, THEN 0.00076 GOLD OVER LENGTH INDICATED AND MATTE TIN ON SOLDER TAIL END.
- DIMENSION SHOWN REPRESENT PRODUCT IN DRY CONDITION. ADDITIONAL 2% GROWTH DUE TO END USE LOCATION MOISTURE ABSORPTION MAY OCCUR AND SHOULD BE ACCOUNTED FOR.



RECOMMENDED MOUNTING HOLE PATTERN FOR .062 THICK P.C. BOARD

SUPERSEDED BY 1586520-2

2.29	.090	-	-
1.78	.070	32.77	1.290
0.76	.030	19.94	.785
0.25	.010	9.53	.375
0.13	.005	9.14	.360
0.08	.003	4.95	.195
0.00127	.000050	4.57	.180
0.00076	.000030	3.81	.150
MM	IN	MM	IN

CONVERSION TABLE

CU ALLOY	Δ	NYLON, UL94V-0	NATURAL	-350213-2
CU ALLOY	PRE-TIN	NYLON, UL94V-0	NATURAL	350213-1
MATERIAL FINISH		MATERIAL	COLOR	PART NO
PIN		HOUSING		
THIS DRAWING IS A CONTROLLED DOCUMENT.		DWN 10-APR-2000 K. WHITAKER		
		CHK 10-APR-2000 S. RIDGILL		
DIMENSIONS: mm		APVD 10-APR-2000 S. RIDGILL	NAME	
TOLERANCES UNLESS OTHERWISE SPECIFIED:		PRODUCT SPEC	HEADER ASSEMBLY, 12 CIRCUIT, COMMERCIAL MATE-N-LOK	
0 PLC ± -		APPLICATION SPEC	SIZE CAGE CODE DRAWING NO	
1 PLC ± -			A2 00779 C-350213	
2 PLC ± 0.13			RESTRICTED TO	
3 PLC ± -				
4 PLC ± -				
ANGLES ± -				
MATERIAL	FINISH	WEIGHT	SCALE SHEET	
SEE TABLE	SEE TABLE	0.000000	4:1	1 of 1
CUSTOMER DRAWING		REV R2		