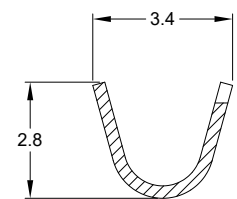
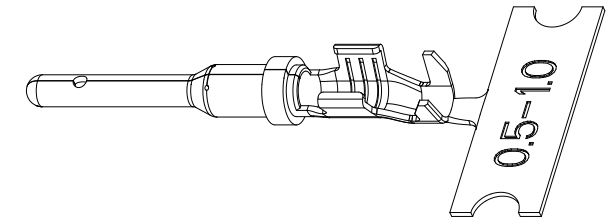
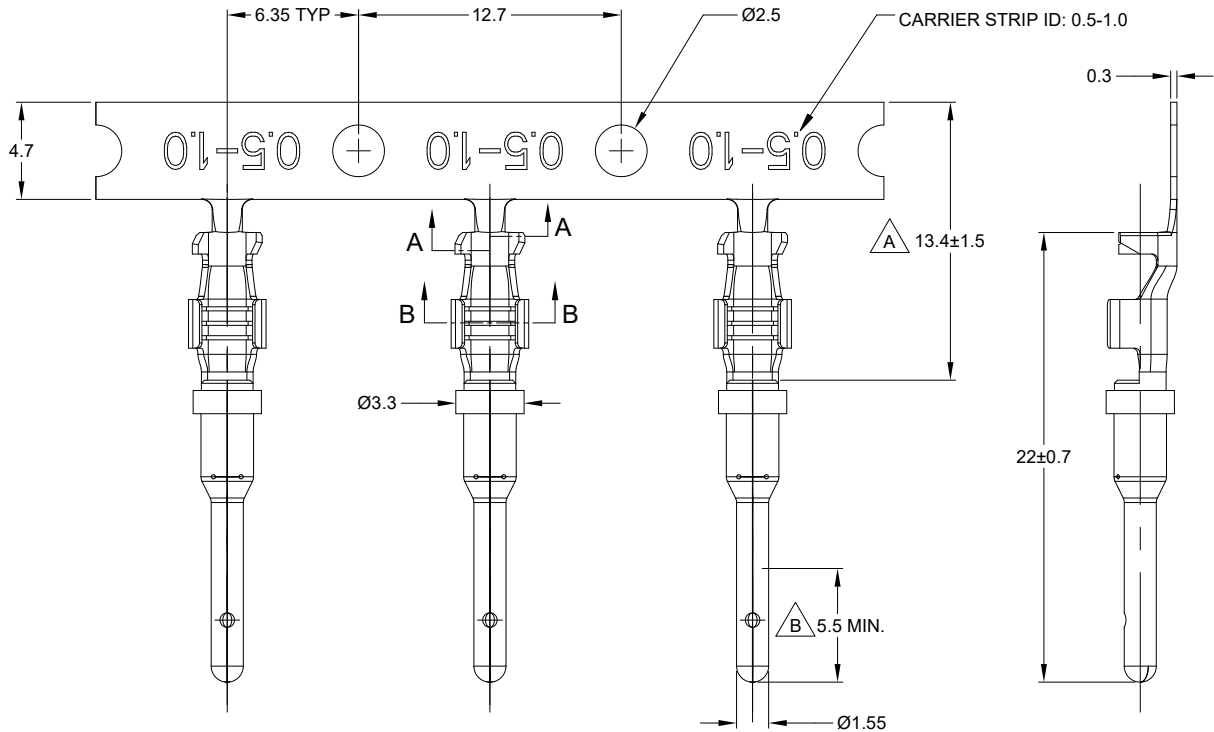
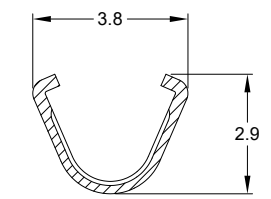


REVISIONS					
REV	ECO	DESCRIPTION	DATE	BY	APPR
A3	--	RELEASE NEW DWG FORMAT	21OCT13	DRP	-
A4	C1070S	UPDATE DRAWING	21/JUN/19	JOE	TOMMY
A5	C1298S	UPDATE PLATING	14/SEP/20	SULLEN	TOMMY



SECTION A-A
SCALE - 2:1



SECTION B-B
SCALE - 2:1

NOTES: UNLESS OTHERWISE SPECIFIED

- MATERIAL: COPPER ALLOY
- PLATING: SEE PART NUMBER CHART
- CONTACT SIZE: 16
- SPECIFICATIONS:
 - CURRENT RATING: 13 AMPS
 - CONTACT MILLIVOLT DROP: 100 MILLIVOLT DROP @ 13 AMP TEST CURRENT.
 - RoHS COMPLIANT
- RECOMMENDED WIRE RANGE: 18 - 20 AWG (0.75 - 0.5mm²)
RECOMMENDED INSUL O.D: 1.40 - 2.54MM (0.055 - 0.1 INCH)
- PACKAGE: 4000 PCS/REEL
- AVAILABLE APPLICATORS: MFX-3950-K OR MFX-3950-G
- ALL DIMENSIONS ARE FOR REFERENCE USE ONLY



PART NUMBER CHART		
PLATING	PART NUMBER	PLATING DESCRIPTION
NICKEL	AT60-16-0622	SELECTIVE TIN OVER NICKEL OVERALL IN Δ ZONE
GOLD	AT60-16-0644	SELECTIVE GOLD FLASH OVER NICKEL OVERALL IN Δ ZONE OR ENTIRE CONTACT
TIN	AT60-16-0677	TIN OVER NICKEL OVERALL

SEE PART NUMBER CHART		REF: 1060-16-0622, 1060-16-0644, 1060-16-0677			
PART NUMBER		DESCRIPTION		ITEM	
QUANTITY		MATERIALS LIST			
UNLESS OTHERWISE SPECIFIED		SIGNATURES		DATE	
1) All dimensions are in metric (mm).		DRAWN: SULLENZANG		14/SEP/20	
2) Tolerances are as follows:		CHECKED: ORIONLI		15/SEP/20	
1 PL DEC ±0.30		FRACTIONS ±1/64			
2 PL DEC ±0.15		ANGLE ±1°			
3 PL DEC ±0.08		ENGINEER:			
3) Note reference = Δ		APPROVAL: TOMMY JOE		18/SEP/20	
MATERIAL SPECIFICATIONS:		CUSTOMER:			
PROCESS SPECIFICATIONS:		THIS DRAWING IS SUPPLIED FOR INFORMATION ONLY. DESIGN FEATURES, SPECIFICATIONS AND PERFORMANCE DATA SHOWN HEREON ARE THE PROPERTY OF THE AMPHENOL CORPORATION. NO RIGHTS OF REPRODUCTION ARE IMPLIED. ALL DIMENSIONS ARE SUBJECT TO NORMAL MANUFACTURING VARIATIONS.			
NEXT ASSY:		SIZE		TYPE	
		B C-		DWG NO:	
		SCALE: NONE		AT60-16-06XX	
				REVISION	
				A5	
		SHEET 1 OF 1			

TITLE: PIN, STAMPED, SIZE 16, 18-20 AWG, A SERIES
DWG NO: AT60-16-06XX
REV: A5
SH: 1
OF: 1